


TECHNICAL DATA SHEET



V5.5



Polymaker™ PolyLite™ CosPLA Version A

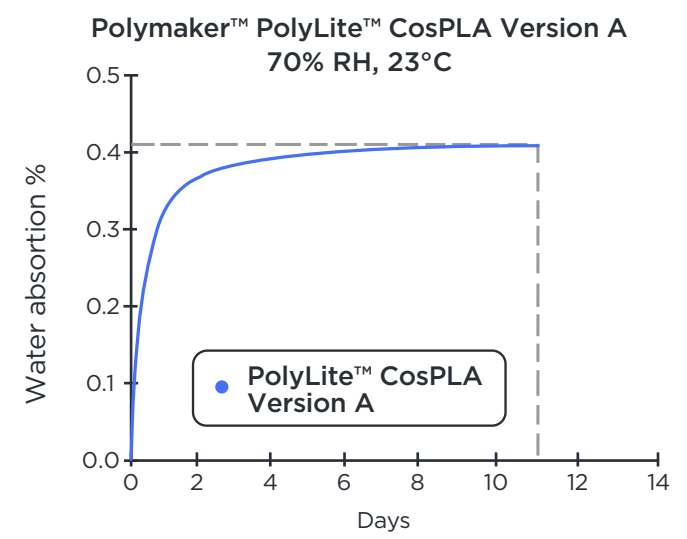
PolyLite™ CosPLA is a special PLA formula designed for cosplay props application. It has been enhanced for ease of sanding, durability and paint-ability. Both version of the formula features more durability and ease of sanding compare to regular PLA.

WWW.POLYMAKER.COM

PHYSICAL PROPERTIES

PROPERTY	TESTING METHOD	TYPICAL VALUE
Density	ISO1183, GB/T1033	1.24 g/cm ³ at 21.5°C
Melt index	210°C, 2.16kg	8 g/10min
Light transmission	N/A	N/A
Light transmission	N/A	N/A

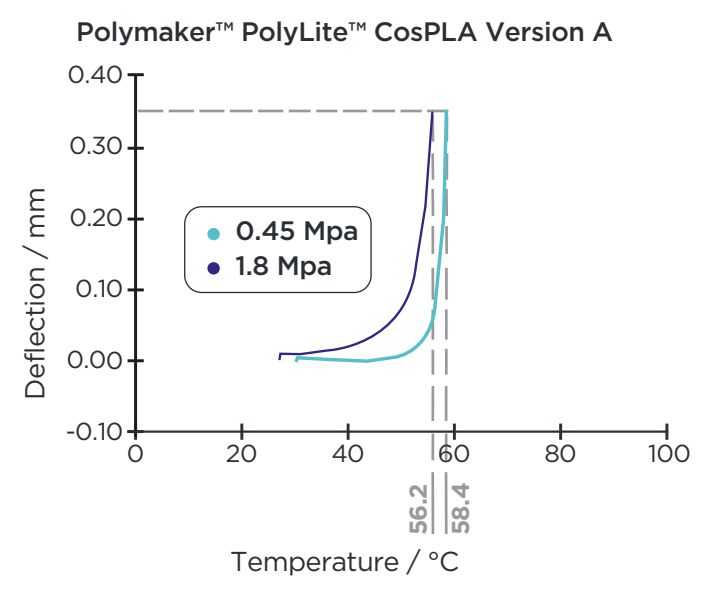
MOISTURE ABSORPTION CURVE



THERMAL PROPERTIES

PROPERTY	TESTING METHOD	TYPICAL VALUE
Glass transition temp.	DSC, 10°C/min	59°C
Melting temp.	DSC, 10°C/min	161°C
Crystallization temp.	DSC, 10°C/min	N/A
Decomposition temp.	TGA, 20°C/min	N/A
Vicat softening temp.	ISO 306, GB/T 1633	62°C
Heat deflection temp.	ISO 75 1.8MPa	56°C
Heat deflection temp.	ISO 75 0.45MPa	58°C

HDT CURVE



MECHANICAL PROPERTIES

PROPERTY	TESTING METHOD	TYPICAL VALUE
Young's modulus (X-Y)	ISO 527, GB/T 1040	2245.9 ± 90.7 MPa
Young's modulus (Z)		1781.2 ± 53.2 MPa
Tensile strength (X-Y)	ISO 527, GB/T 1040	31.1 ± 0.8 MPa
Tensile strength (Z)		16.7 ± 0.4 MPa
Elongation at break (X-Y)	ISO 527, GB/T 1040	13.8 ± 2.9 %
Elongation at break (Z)		1.1 ± 0.1 %
Bending modulus (X-Y)	ISO 527, GB/T 1040	2441.9 ± 77.5 MPa
Bending modulus (Z)		N/A
Bending strength (X-Y)	ISO 527, GB/T 1040	58.7 ± 1.0 MPa
Bending strength (Z)		N/A
Notched charpy impact strength (X-Y)	ISO 179, GB/T 1043	5.9 ± 0.5 kJ/m ²
Notched charpy impact strength (X-Y)	ISO 179, GB/T 1043	N/A

CHEMICAL RESISTANCE DATA

PROPERTY	TYPICAL VALUE
Effect of weak acids	Good
Effect of strong acids	Poor
Effect of weak alkalis	Fair
Effect of strong alkalis	Poor
Effect of oils and grease	Good

Good:
Material may get minor attack after long periods of storage with chemical at ambient temperature

Fair:
Material can be used for short time contact with chemicals at ambient temperature

Poor:
Material becomes unstable on contact with chemical at ambient temperature

RECOMMENDED PRINTING CONDITIONS

Nozzle temperature	190-230°C
Build plate temperature	25-60°C
Build surface treatment	PC and Textured PEI
Cooling fan	ON
Closure chamber	Not needed

Printing Speed	50-300mm/s
Drying temp. and time	55°C/6H
Retraction distance	1-3 (mm)
Retraction Speed	20-40 (mm/s)

*Based on 0.4mm nozzle. Printing conditions may vary with different nozzle diameters.



PolySupport™
PolyDissolve™ S1
Recommended support material



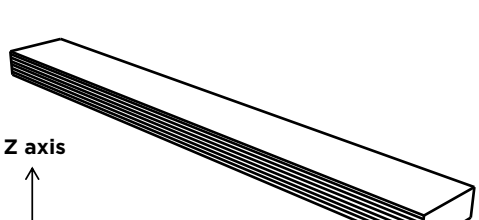

PolyBox™ or PolyDryer™ Box
Recommended storage for excellent printing quality

HOW TO MAKE SPECIMENS

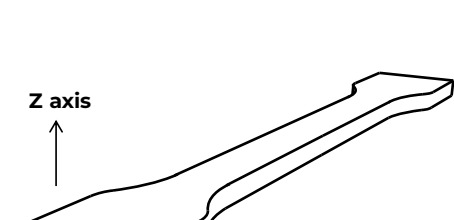

Printing temperature	230°C
Bed temperature	50°C
Top & bottom layer	3
Environmental Temperature	Ambient temp.

Infill	100%
Shell	2
Cooling fan	ON

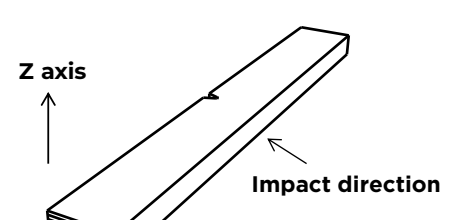
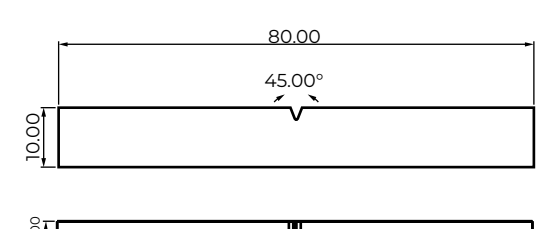
FLEXURAL TESTING SPECIMEN ISO 178, GB/T 9341



TENSILE TESTING SPECIMEN ISO 527, GB/T 1040



IMPACT TESTING SPECIMEN ISO 179, GB/T 1043



*Based on testing with Polymaker™ PolyLite™ CosPLA (SKU: PA05006)

DISCLAIMER

The typical values presented in this data sheet are intended for reference and comparison purposes only. They should not be used for design specifications or quality control purposes. Actual values may vary significantly with printing conditions. End-use performance of printed parts depends not only on materials, but also on part design, environmental conditions, printing conditions, etc. Product specifications are subject to change without notice. Each user is responsible for determining the safety, lawfulness, technical suitability, and disposal/recycling practices of Polymaker™ materials for the intended application. Polymaker™ makes no warranty of any kind, unless announced separately, to the fitness for any use or application. Polymaker™ shall not be made liable for any damage, injury or loss induced from the use of Polymaker™ materials in any application.