

Technical Data Sheet

PolyMide™ CoPA

www.polymaker.com

V5.4



PolyMide™
CoPA

PolyMide™ CoPA is based on a copolymer of Nylon 6 and Nylon 6,6. The filament combines excellent strength, toughness, and heat resistance of up to 180°C.

PHYSICAL PROPERTIES

Property	Testing Method	Typical Value
Density	ISO1183, GB/T1033	1.12 g/cm ³ at 23°C
Melt index	260°C, 1.2 kg	12 g/10min
Light transmission	N/A	N/A
Flame retardancy	N/A	N/A

CHEMICAL RESISTANCE DATA

Property	Typical Value
Effect of weak acids	Poor
Effect of strong acids	Poor
Effect of weak alkalis	Fair
Effect of strong alkalis	Poor
Effect of oils and grease	Good

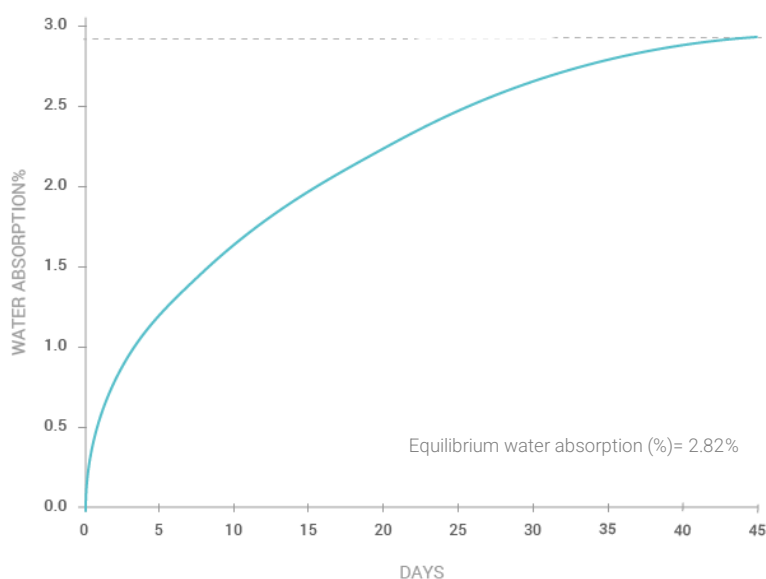
Note:

- Good: Material may get minor attack after long periods of storage with chemical at ambient temperature
- Fair: Material can be used for short time contact with chemical at ambient temperature
- Poor: Material becomes unstable on contact with chemical at ambient temperature

MOISTURE ABSORPTION CURVE

PolyMide™ CoPA

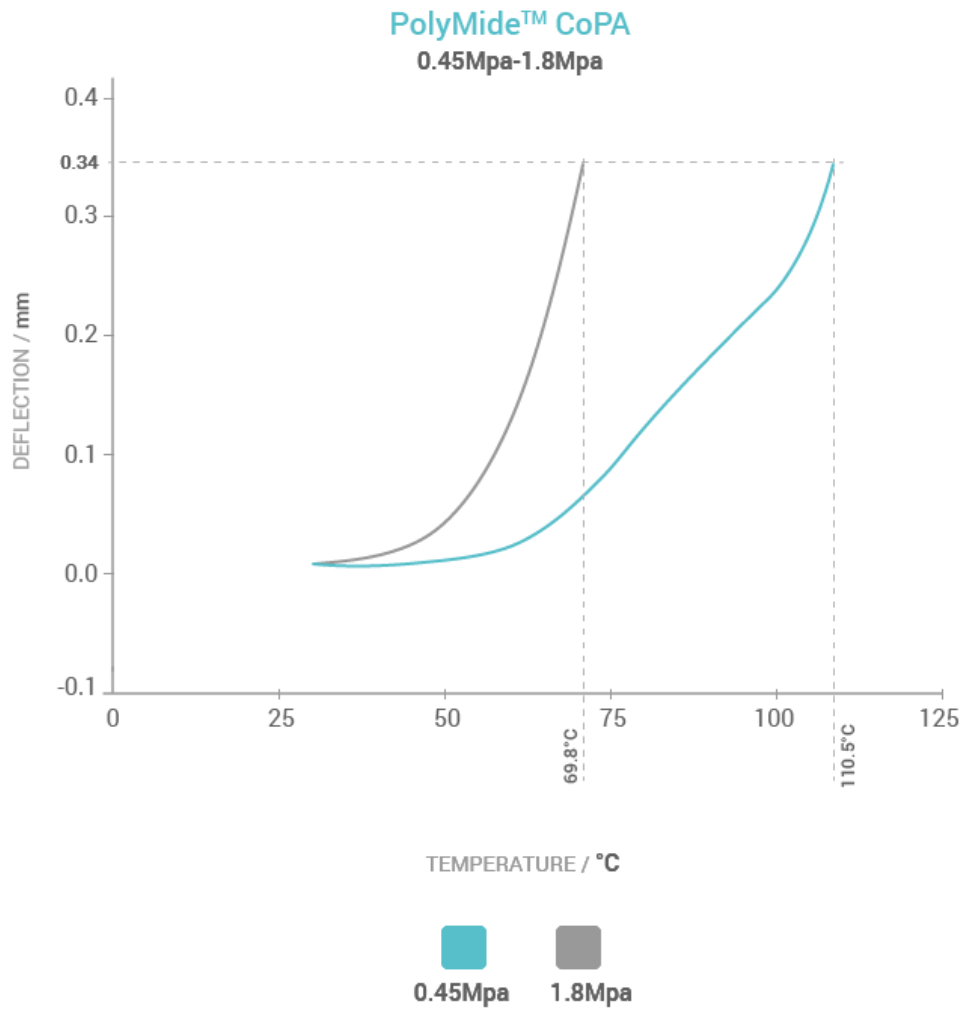
70%RH - 23°C



THERMAL PROPERTIES

Property	Testing Method	Typical Value
Glass transition temperature	DSC, 10°C/min	66 °C
Melting temperature	DSC, 10°C/min	189 °C
Crystallization temperature	DSC, 10°C/min	148 °C
Decomposition temperature	TGA, 20°C/min	370 °C
Vicat softening temperature	ISO 306, GB/T 1633	180 °C
Heat deflection temperature	ISO 75 1.8MPa	70 °C
Heat deflection temperature	ISO 75 0.45MPa	111 °C

HDT CURVE



MECHANICAL PROPERTIES (Dry Status)

Property	Testing Method	Typical Value
Young's modulus (X-Y)	ISO 527, GB/T 1040	2703 ± 259 MPa
Young's modulus (Z)		2209 ± 59 MPa
Tensile strength (X-Y)	ISO 527, GB/T 1040	78.0 ± 0.7 MPa
Tensile strength (Z)		45.8 ± 1.5 MPa
Elongation at break (X-Y)	ISO 527, GB/T 1040	12.7 ± 2.1 %
Elongation at break (Z)		1.3 ± 0.1 %
Bending modulus (X-Y)	ISO 178, GB/T 9341	2510 ± 25 MPa
Bending modulus (Z)		N/A
Bending strength (X-Y)	ISO 178, GB/T 9341	109.8 ± 1.3 MPa
Bending strength (Z)		N/A
Notched Charpy impact strength (X-Y)	ISO 179, GB/T 1043	6.9 ± 1.4 kJ/m ²
Notched Charpy impact strength (Z)		N/A

*All specimens were annealed at 80°C for 6h and dried for 48h prior to testing

MECHANICAL PROPERTIES (Wet Status)

Property	Testing Method	Typical Value
Young's modulus (X-Y)	ISO 527, GB/T 1040	724 ± 61 MPa
Young's modulus (Z)		660 ± 29 MPa
Tensile strength (X-Y)	ISO 527, GB/T 1040	34.3 ± 2.5 MPa
Tensile strength (Z)		13.7 ± 1.2 MPa
Elongation at break (X-Y)	ISO 527, GB/T 1040	13.2 ± 2.3 %
Elongation at break (Z)		1.7 ± 0.2 %
Bending modulus (X-Y)	ISO 178, GB/T 9341	636 ± 11 MPa
Bending modulus (Z)		N/A
Bending strength (X-Y)	ISO 178, GB/T 9341	22.6 ± 0.5 MPa
Bending strength (Z)		N/A
Notched Charpy impact strength (X-Y)	ISO 179, GB/T 1043	27.7 ± 1.2 kJ/m ²
Notched Charpy impact strength (Z)		N/A

*All specimens were annealed at 80°C for 6h, and immersed in water at 60°C for 48h prior to testing. The average moisture content of specimens is 6.16%

RECOMMENDED PRINTING CONDITIONS

Parameter	
Nozzle temperature	250 – 270 (°C)
Build surface treatment	PC and Texture PEI (Glue when needed)
Build plate temperature	25 - 50 (°C)
Cooling fan	OFF
Printing speed	50 – 200(mm/s)
Retraction distance	3 - 6 (mm)
Retraction speed	40 - 60 (mm/s)
Closure Chamber	Needed (ambient temperature)
Recommended support material	PolyDissolve™ S1
Drying setting	100°C for 8h
Annealing setting	80°C for 6 h

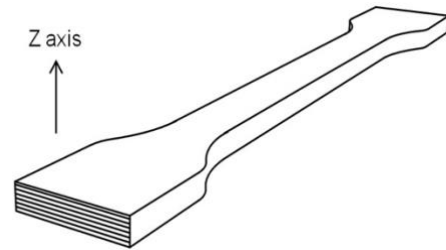

* Based on 0.4 mm nozzle. Printing conditions may vary with different nozzle diameters

Note:

- Abrasion of the brass nozzle happens quite often when printing PolyMide™ CoPA. A wear-resistant nozzle, such as hardened steel and ruby nozzle, is highly recommended to be used with PolyMide™ CoPA.
- PolyMide™ CoPA is sensitive to moisture and should always be stored and used under dry conditions (relative humidity below 20%).
- If PolyMide™ CoPA is used as the support material for itself, please remove the support structure before excessive moisture absorption. Otherwise, the support structure can be permanently bonded to the model.
- After the printing process, it is recommended to anneal the model in the oven at 80°C for 6 hours.

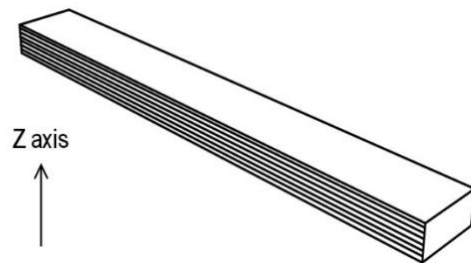

TENSILE TESTING SPECIMEN

ISO 527, GB/T 1040



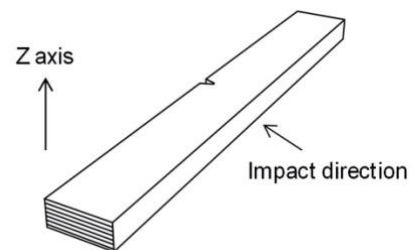
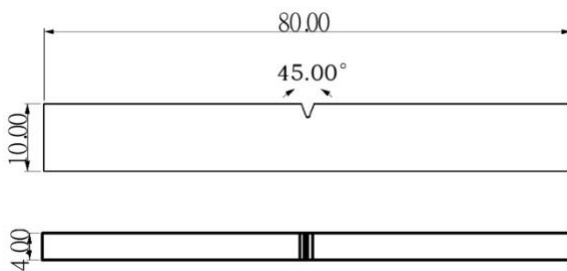
FLEXURAL TESTING SPECIMEN

ISO 178, GB/T 9341



IMPACT TESTING SPECIMEN

ISO 179, GB/T 1043



HOW TO MAKE SPECIMENS

Printing temperature	260 °C
Bed temperature	50 °C
Shell	2
Top & bottom layer	3
Infill	100%
Environmental temperature	Ambient temperature
Cooling fan	OFF

DISCLAIMER:

The typical values presented in this data sheet are intended for reference and comparison purposes only. They should not be used for design specifications or quality control purposes. Actual values may vary significantly with printing conditions. End- use performance of printed parts depends not only on materials, but also on part design, environmental conditions, printing conditions, etc. Product specifications are subject to change without notice.

Each user is responsible for determining the safety, lawfulness, technical suitability, and disposal/ recycling practices of Polymaker materials for the intended application. Polymaker makes no warranty of any kind, unless announced separately, to the fitness for any use or application. Polymaker shall not be made liable for any damage, injury or loss induced from the use of Polymaker materials in any application.