




PolyMide™ PA6-CF



Industrial

For other languages, please visit
www.polymaker.com

INDEX

1.0	Printing with PolyMide™ PA6-CF	4		
1.1	Printing settings	4	2.0	PCP: Profile Creation Process 8
1.2	Bed surface	4	3.0	PolyMide™ family 9
1.3	Wear resistant nozzle	5	4.0	Fiber Adhesion™ technology 10
1.4	High temperature hot end	6	5.0	Material development 11
1.5	Annealing PolyMide™ PA6-CF	6	6.0	Polymaker products 12
1.6	Support material	6	7.0	Polymaker technologies 13
1.7	Feeding system	7	8.0	About Polymaker 14
1.8	Dry box system	7	9.0	Contact us 15

Printing with PolyMide™ PA6-CF

PolyMide™ PA6-CF

PolyMide™ PA6-CF is a carbon fiber reinforced PA6 (Nylon 6) filament. The carbon fiber reinforcement provides significantly improved stiffness, strength and heat resistance with outstanding layer adhesion.



Printing settings

Nozzle Temperature:	280-300 °C
Bed Temperature:	25-50 °C (Do NOT exceed 50 °C)
Chamber Temperature:	25-50 °C (Do NOT exceed 50 °C)
Printing Speed:	60 mm/s
Cooling Fan:	OFF

Note: Settings are based on 0.4 mm nozzle, and may vary with different printers and nozzle diameters.



Bed surface

PolyMide™ PA6-CF can be printed on almost any surface with a thin coat of PVA glue or Magigoo PA. We recommend a flex plate to facilitate the removal of the model from the plate.

Wear resistant nozzle

PolyMide™ PA6-CF contains 20% chopped carbon fibers by weight which makes it very abrasive. It is important to have an abrasion resistant nozzle.

Nozzles can come in many different materials, from soft to hard:

Brass

Nickel plated copper

Steel

Stainless steel

Tool steel

Tungsten-carbide

Ceramic/Metal hybrid

PolyMide™ PA6-CF can easily damage a brass nozzle after a few hundred grams of printing. Hardened nozzles, whilst abrasion resistant, are more expensive. Therefore, it is important to consider the cost of investing in a hardened nozzle, the potential frequency of use and scale of the print project.

Note: Brass nozzle will give a better thermal conductivity than hardened nozzle such as stainless steel.

High temperature hot end

We recommend a full metal hot end that can maintain a stable temperature of at least > 280 °C.

Annealing PolyMide™ PA6-CF parts

We recommend annealing all models printed in PolyMide™ PA6-CF. This allows users to take advantage of the full mechanical and thermal properties of this material.

The annealing process consists of putting the model in an oven at 80 °C for 6 hours.

Support material

PolyDissolve™ S1 is the recommended support material for PolyMide™ PA6-CF. For more information, please visit www.polymaker.com

When using PolyMide™ PA6-CF as a self-support, it is important to remove the support structure right after printing.

Leaving the part exposed to atmospheric moisture may result in strong bonding between the support and printed part, making support removal difficult.

—— Feeding system

PolyMide™ PA6-CF is a very stiff filament so it is required to have a good set up to ensure a good feeding. For example we recommend avoiding excessive bending in the filament guide system.

—— Dry box system

PolyMide™ PA6-CF is a polyamide 6 based material which makes it very hygroscopic. This means that it is susceptible to absorbing moisture from the atmosphere which can subsequently affect the quality and mechanical properties of the final prints..

We recommend storing PolyMide™ PA6-CF in a PolyBox™ to prevent moisture absorption. If the filament has absorbed moisture it can be dried at 80 °C for 12 hours in a convection oven.

Note: Polymaker provides the filament with the right moisture amount, having a filament with an extremely low moisture content can affect its processability.

PCP: Profile Creation Process

The profile creation process (PCP) allows users to rapidly develop a printing profile for any given material/printer. During this process is important to consider all of these factors to build a successful profile.

- Geometry
- Material
- Printer
- Environment
- Purpose

Polymaker developed the PCP to assist customers in creating their own tailored print profiles; taking into account the material, printer, environment as well as the models geometry and purpose. Additionally, the PCP allows individuals to develop their own knowledge and troubleshooting skills.

The PCP is available on www.polymaker.com

The PCP is divided in 5 steps:

It uses less than 300g of materials and less than 7h of working time.

- Step 1: Extrusion Flow
- Step 2: Flow Management
- Step 3: Cooling Fan
- Step 4: Warpage
- Step 5: Fine Details

Each of these steps has a specific objective and introduces an important concept about the FFF 3D printing process. Each step will also give you the possibility to push your test further for more accurate results.

PolyMide™ Family

Heat deflection temp.

ASTM D648 (ISO 75)

PolyMide™ PA6-CF	196 °C	215 °C
PolyMide™ PA6-GF	124 °C	191 °C
Unreinforced PA6	80 °C	96 °C
PolyMide™ CoPA	71 °C	91 °C
	1.80 Mpa HDT-A	0.45 Mpa HDT-B

Young's modulus

ASTM D638 (ISO 527, GB/T 1040)

PolyMide™ PA6-CF	7453 Mpa	13.3 kJ/m ²
PolyMide™ PA6-GF	4431 Mpa	16.5 kJ/m ²
Unreinforced PA6	2621 Mpa	9.9 kJ/m ²
PolyMide™ CoPA	2223 Mpa	9.6 kJ/m ²

Charpy impact resistance

ASTM D256 (ISO 179, GB/T 1043)

Note: Tested with 3D printed specimens.

Fiber Adhesion™ Technology

Fiber Adhesion technology dramatically improves the Z-axis strength, via engineering the surface chemistry of the fibers to achieve a strong fiber/matrix bonding.

In contrast to conventional fiber-reinforced filaments, which exhibit considerable reduction in Z-axis strength, PolyMide™ PA6-CF provides a higher interlayer adhesion compared to unreinforced PA6.



Layer adhesion

Tensile strength
(Z axis)
ASTM D638
(ISO 527, GB/T 1040)

Unreinforced PA6

53.2Mpa

PolyMide™ PA6-CF

67.7Mpa

+27%

Unreinforced PA6

53.2Mpa

PolyMide™ PA6-GF

61.4Mpa

+15%

Competitor 1

35% CF by weight

PA12

48 Mpa

PA12-CF

28.9 Mpa

-40%

Competitor 2

20% CF by weight

PA6/66

23 Mpa

PA6/66-CF

18 Mpa

-40%

Competitor 3

20% GF by weight

PA6/66

23 Mpa

PA6/66-GF

15 Mpa

-35%

Competitor 4

20% GF by weight

PA6

28 Mpa

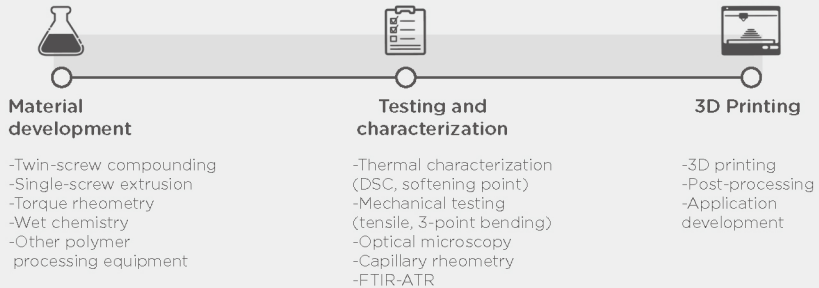
PA6-GF

21 Mpa

-25%

Material Development

If your application requires a specific material that is not yet available in the market, consider our custom development service. With our talented material scientists and application engineers, we are ready to develop the necessary materials to enable your application.



Our state-of-the art R&D facilities allow us to engineer materials at different levels and fully optimize them for 3D printing. Our goal is to deliver materials with the right combination of properties/functions, processability and form to suit your needs!



Polymaker products



PolyLite™

PLA
PETG
ABS
PC
ASA



PolyMax™

PLA
PETG
PC



PolyFlex™

TPU95



PolyMide™

CoPA
⚙️ PA6-CF
⚙️ PA6-GF



PolyDissolve™

S1



Specialty

PolyWood™
PolySmooth™
PolySupport™
PolyCast™



Hardware


PolyBox™
Polysher™

More products coming soon...

Technologies

JAM-FREE™

Regular PLA



With Jam-Free™



ASH-FREE™

Without Ash-Free™
Ash content: 0.5%




With Ash-Free™
Ash content: 0.003%




WARP-FREE™

Regular Nylon



With Warp-Free™



STABILIZED FOAMING™

Wood



Stabilized Foaming™



LAYER-FREE™


Rough surface



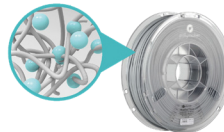
With Layer-Free™



FIBER ADHESION™



NANO-REINFORCEMENT



About Polymaker

Our Values



Customer
Oriented



Responsible



Entrepreneurial



Embracing
Innovation

Mission

Polymaker is committed to lowering the barriers to innovation and manufacturing, by continuously developing advanced 3D printing material technologies for industries and consumers.

Contact us

For any inquiries please contact:

inquiry@polymaker.com

For technical support please contact:

support@polymaker.com

The information provided in this document is intended to serve as basic guidelines on how particular product can be used. Users can adjust the printing conditions based on their needs and actual situations. It is normal for the product to be used outside of the recommended ranges of conditions. Each user is responsible for determining the safety, lawfulness, technical suitability, and disposal/recycling practices of Polymaker materials for the intended application. Polymaker makes no warranty of any kind, unless announced separately, to the fitness for any particular use or application. Polymaker shall not be made liable for any damage, injury or loss induced from the use of Polymaker materials in any particular application

