


TECHNICAL DATA SHEET



V6.0



PolyLite™ PETG

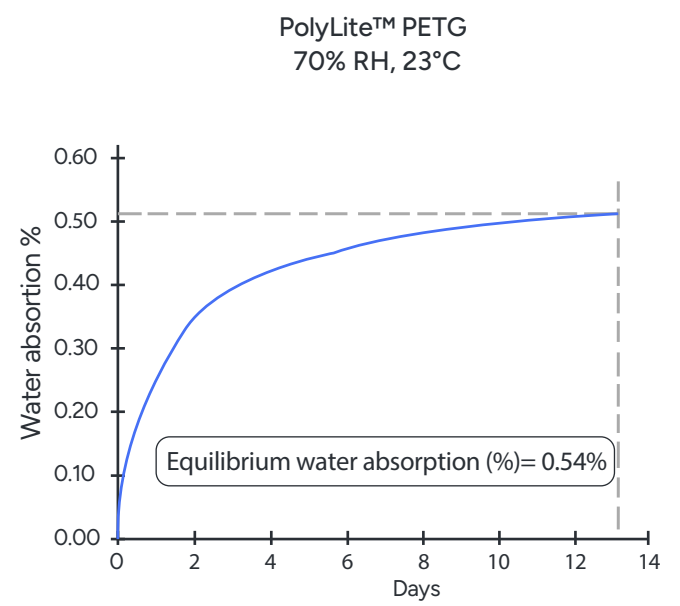
PolyLite™ PETG is an affordable PETG filament with balanced mechanical properties and ease of printing.

WWW.POLYMAKER.COM

PHYSICAL PROPERTIES

PROPERTY	TESTING METHOD	TYPICAL VALUE
Density	ISO1183, GB/T1033	1.25 g/cm ³ at 23°C
Melt index	240°C, 2.16 kg	10.8 g/10min
Light transmission	GB/T 2410	90%

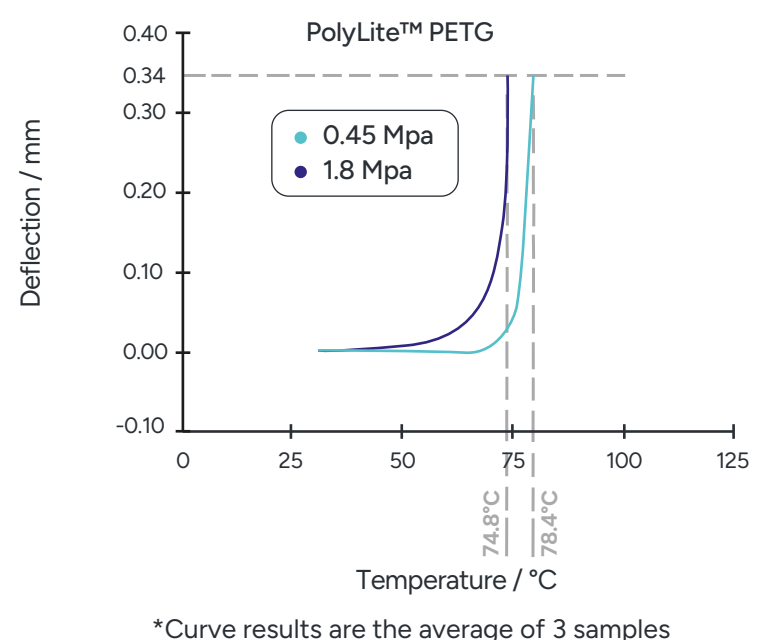
MOISTURE ABSORPTION CURVE



THERMAL PROPERTIES

PROPERTY	TESTING METHOD	TYPICAL VALUE
Glass transition temp.	DSC, 10°C/min	81°C
Decomposition temp.	TGA, 20°C/min	N/A
Vicat softening temp.	ISO 306, GB/T 1633	84°C
Heat deflection temp.	ISO 75 0.45MPa	78°C
Heat deflection temp.	ISO 75 1.8MPa	75°C

HDT CURVE



MECHANICAL PROPERTIES

PROPERTY	TESTING METHOD	TYPICAL VALUE
Young's modulus (X-Y)	ISO 527, GB/T 1040	2116.8±68.1 MPa
Young's modulus (Z)		1898.7±98.5 MPa
Tensile strength (X-Y)	ISO 527, GB/T 1040	50.8±0.9 MPa
Tensile strength (Z)		42.8±2.8 MPa
Elongation at break (X-Y)	ISO 527, GB/T 1040	8.4±1.7 %
Elongation at break (Z)		3.3±0.2 %
Bending modulus (X-Y)	ISO 178, GB/T 9341	1898.5±35.5 MPa
Bending modulus (Z)		N/A
Bending strength (X-Y)	ISO 178, GB/T 9341	69.6±0.8 MPa
Bending strength (Z)		N/A
Charpy impact strength (X-Y) notched	ISO 179, GB/T 1043	2.6±0.2 kJ/m ²
Charpy impact strength (X-Y)		
Charpy impact strength (Z)		N/A

CHEMICAL RESISTANCE DATA

PROPERTY	TYPICAL VALUE
Effect of weak acids	Good
Effect of strong acids	Poor
Effect of weak alkalis	Fair
Effect of strong alkalis	Poor
Effect of oils and grease	Good

Good:
Material may get minor attack after long periods of storage with chemical at ambient temperature

Fair:
Material can be used for short time contact with chemicals at ambient temperature

Poor:
Material becomes unstable on contact with chemical at ambient temperature

RECOMMENDED PRINTING CONDITIONS

Nozzle temperature	230-260°C
Build plate temperature	70-80°C
Build surface treatment	PC and Texture PEI
Cooling fan	OFF-20%

Printing speed	50-100mm/s
Drying temp. and time	65°C/6H
Retraction distance (Direct Drive)	1-3 (mm)
Retraction Speed (Direct Drive)	20-40 (mm/s)

*All-metal hot-end needed

*Based on 0.4mm nozzle. Printing conditions may vary with different nozzle diameters.



PolyDissolve™ S1

Recommended support material



PolyBox™ or PolyDryer™ Box

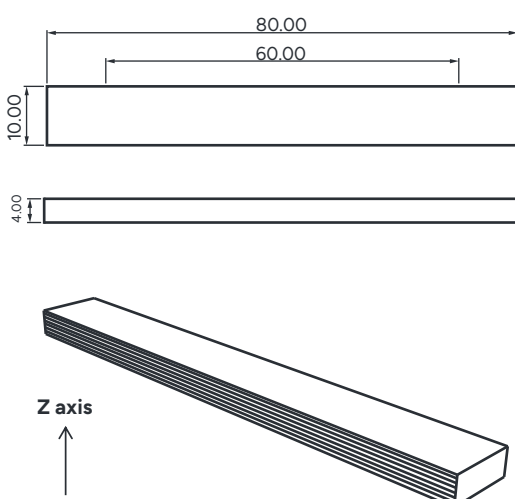
Recommended storage for excellent printing quality

HOW TO MAKE SPECIMENS

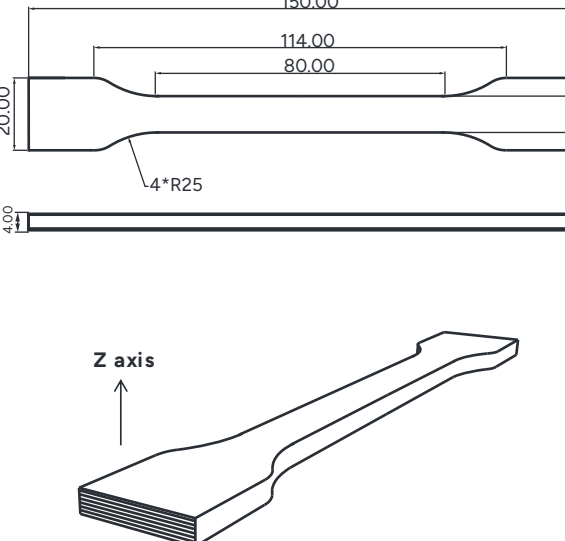
Printing temperature	240°C
Bed temperature	80°C
Top & bottom layer	3
Environmental Temperature	Ambient

Infill	100%
Shell	2
Cooling fan	OFF

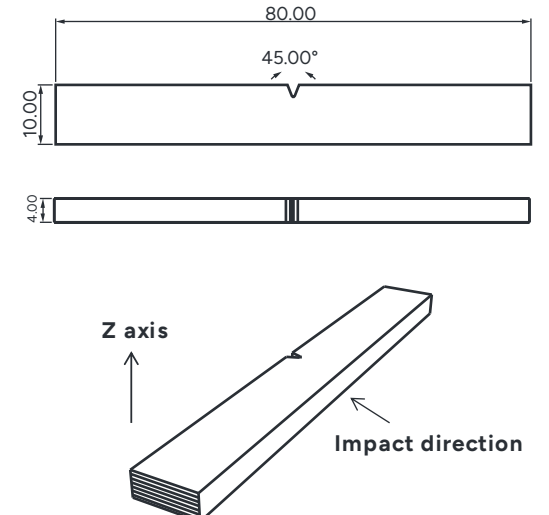
FLEXURAL TESTING SPECIMEN ISO 178, GB/T 9341



TENSILE TESTING SPECIMEN ISO 527, GB/T 1040



IMPACT TESTING SPECIMEN ISO 179, GB/T 1043



DISCLAIMER

The typical values presented in this data sheet are intended for reference and comparison purposes only. They should not be used for design specifications or quality control purposes. Actual values may vary significantly due to printing conditions. End-use performance of printed parts depends not only on materials, but also on part design, environmental conditions, printing conditions, etc. Product specifications are subject to change without notice. Each user is responsible for determining the safety, lawfulness, technical suitability, and disposal/recycling practices of Polymaker™ materials for the intended application. Polymaker™ makes no warranty of any kind, unless announced separately, to the fitness for any use or application. Polymaker™ shall not be made liable for any damage, injury or loss induced from the use of Polymaker™ materials in any application.